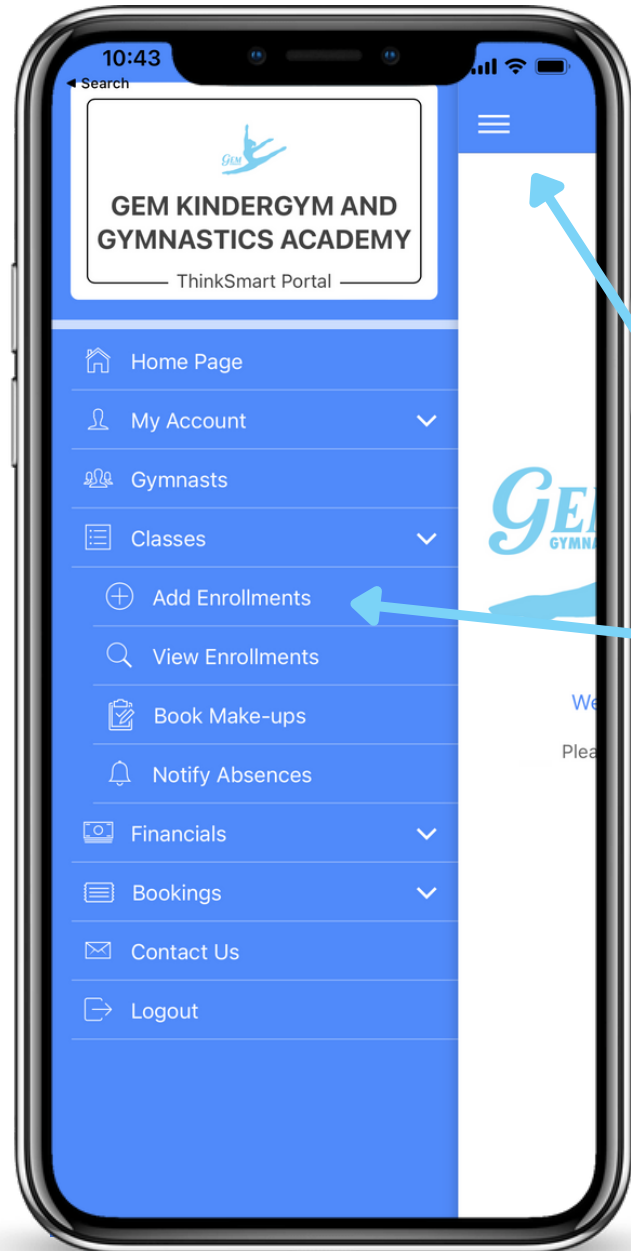


Current Members Guide

Booking Holiday Programs through the Parent Portal



1. Open your Parent Portal App- 'ThinkSmart Portal' or click the 'Parent Portal' link on our website
2. Click on the three lines to access the Menu Bar
3. Select 'Add Enrollments'

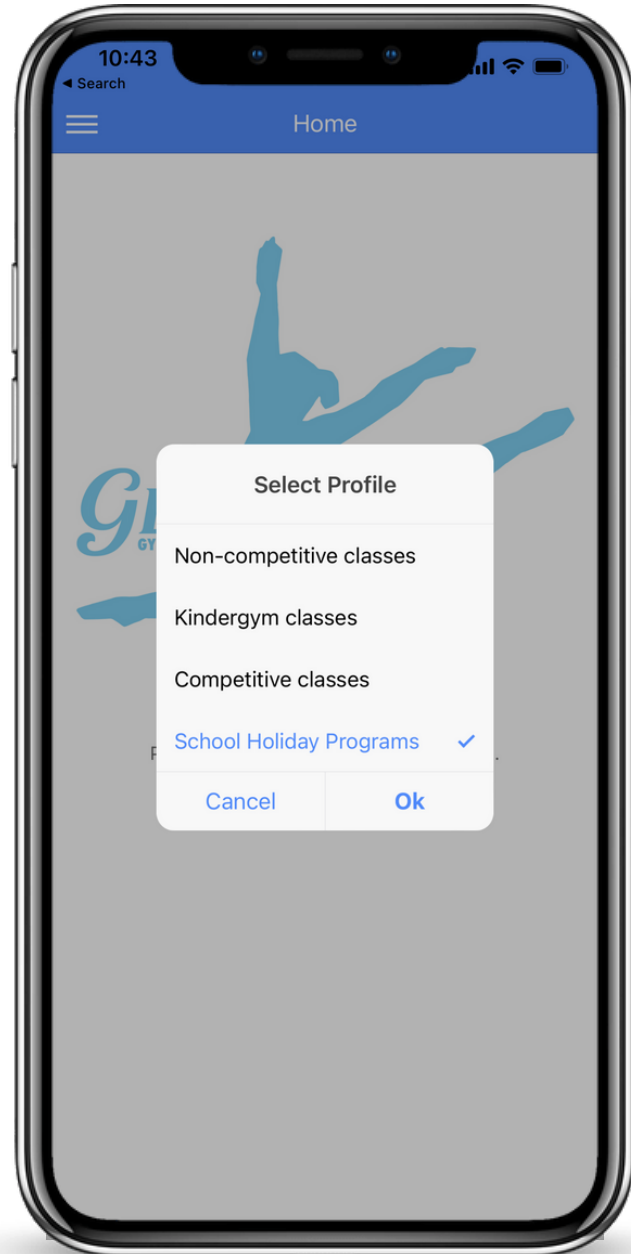
Access your Parent Portal via this link:

https://www.thinksmartsoftware-au.com/misc/customer_portal/customer_portal_link.php?server=AU&product=gymnasticsbiz&customer_id=5DFC2DC5EF586&page_to_navigate_to=HomePage&page_to_navigate_to_params=%7B%7D



Current Members Guide

Booking Holiday Programs through the Parent Portal



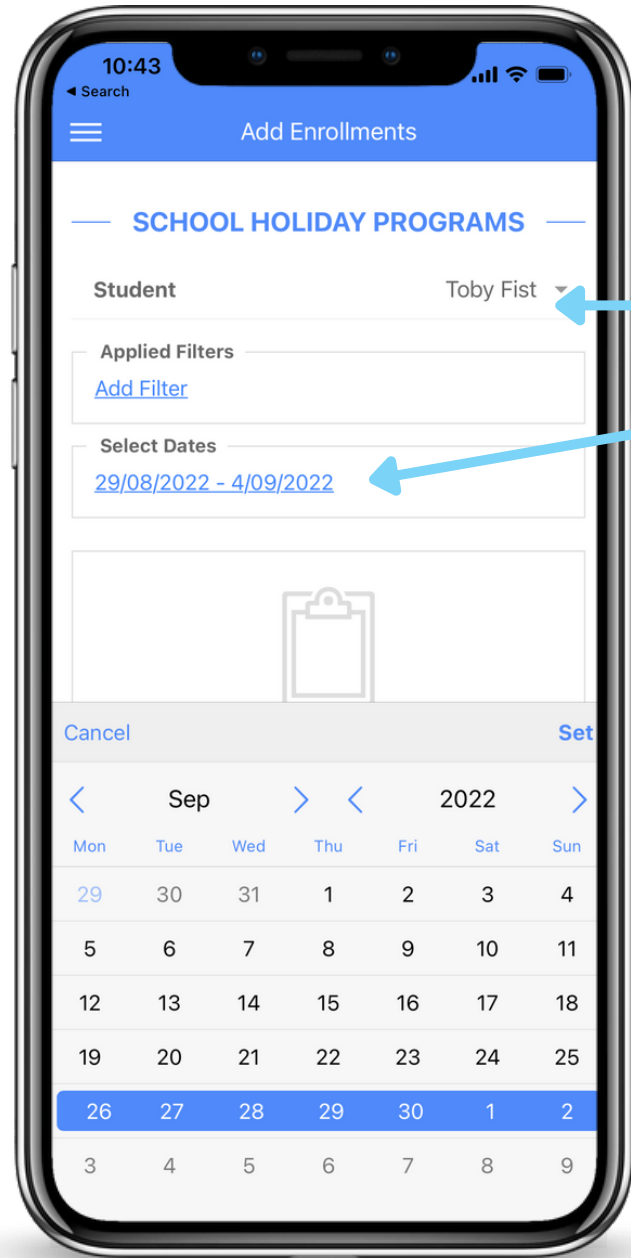
4. Select 'School Holiday Programs' and click 'Ok'

Access your Parent Portal via this link:

https://www.thinksmartsoftware-au.com/misc/customer_portal/customer_portal_link.php?server=AU&product=gymnasticsbiz&customer_id=5DFC2DC5EF586&page_to_navigate_to=HomePage&page_to_navigate_to_params=%7B%7D

Current Members Guide

Booking Holiday Programs through the Parent Portal



5. Select a student in the drop down menu

6. Select dates and choose your classes

School Holiday Dates:

Week 1: 26th-29th September

Week 2: 4th-7th October

Access your Parent Portal via this link:

https://www.thinksmartsoftware-au.com/misc/customer_portal/customer_portal_link.php?server=AU&product=gymnasticsbiz&customer_id=5DFC2DC5EF586&page_to_navigate_to=HomePage&page_to_navigate_to_params=%7B%7D